

## SESSION 6: ASSESSING CONTENT

### Objectives

- to apply the routine vocabulary (date, weather, emotions)
- to identify the meaning of small and big
- to recognize animals' names in English
- to manage a digital app (Kahoot)

### Contents

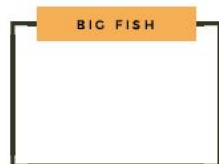
- Routines content: date, weather, emotions
- Digital content: Kahoot functioning
- Adjectives: big, small, short, long

<i>Timing</i>	<i>Description of the activity</i>	<i>Grouping</i>	<i>Materials</i>	<i>Assessment</i>	<i>Dealing with diversity</i>
5 minutes	<b>Routine</b> <ul style="list-style-type: none"> <li>- What day is it today?</li> <li>- How's the weather like?</li> <li>- How are you feeling?</li> </ul>	Whole class	Routine flashcards		The use of visual flashcards so as to make students understand better the meanings.

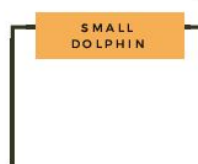
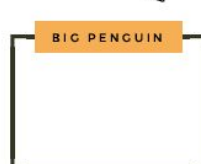
15 minutes	<b>Animals worksheet</b> This sheet is aimed to assess the basic vocabulary of the project. In it, students will 1. draw what is being asked (e.g. draw a _____ BIG FISH; SMALL LION) and 2. write the name of the animal in the picture	Individual	Worksheet pencil	Students will carry out the assessment worksheet and will stick it in their personal notebooks, which is where the students' learning is registered throughout the course	Constant guidance will be present.
30 minutes	<b>Kahoot</b>	Group work	3 Tablets 1 laptop Kahoot application	This questionnaire will not only assess the animals vocabulary but also the dates, weather, emotions and materials	The students' distribution will be done in an varied-level basis. Therefore, those students who do not know how to read will be joined with students who know in order to help them.
10 minutes	<b>Deciding animals</b> It will be devoted some time to decide which animals they want to include in the mural	Whole class			

## Session 6 materials:

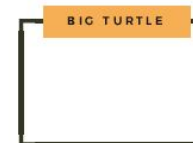
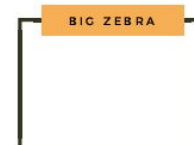
- Assessment sheets



WRITE THE NAME OF THE ANIMAL :



WRITE THE NAME OF THE ANIMAL :



WRITE THE NAME OF THE ANIMAL :

